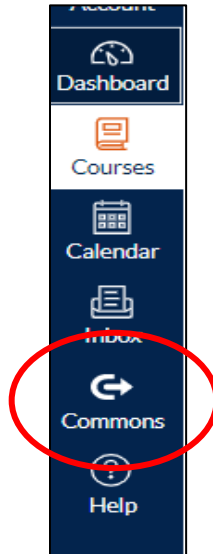
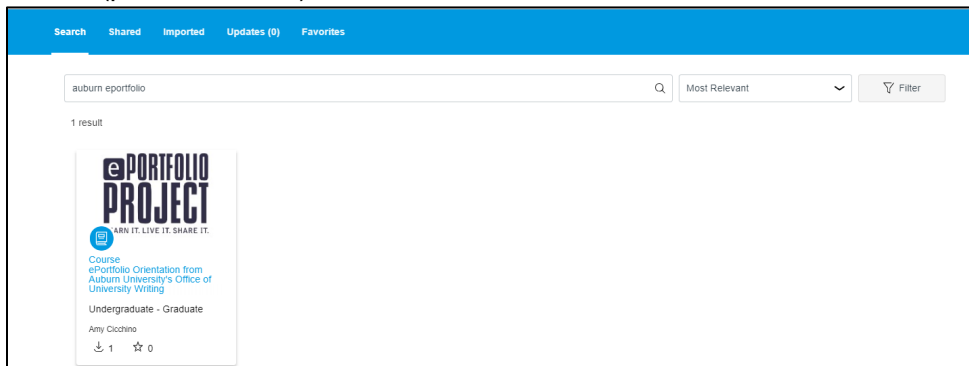


How to Download a Course from the Canvas Commons


1. On your Canvas Dashboard, select “Commons” from the left-hand side of the screen. If this is your first time using the Commons, you will be asked to give Canvas Commons permission to access your profile.



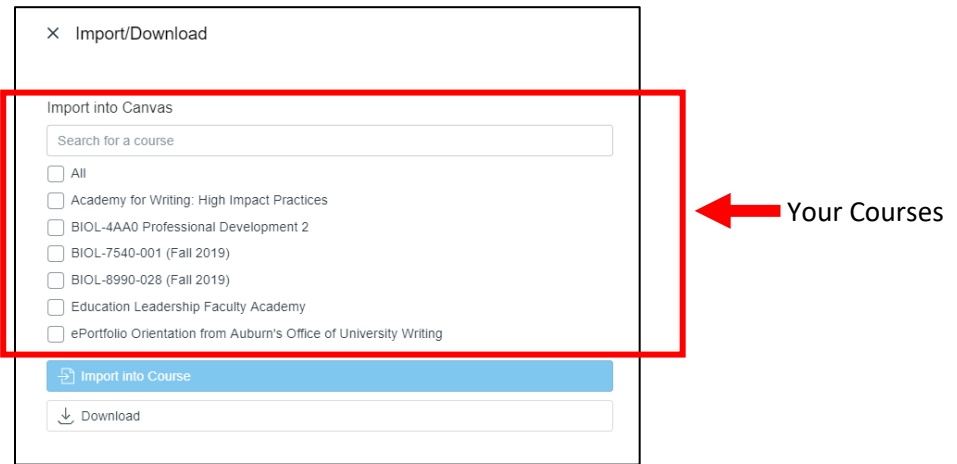
2. Type “Auburn” and “ePortfolio” into the Commons Search bar and locate the “ePortfolio Orientation” course (pictured below)



3. Click on the course title, allow time for loading, and select “Import/Download” located on the right-hand side of the screen.



- When you select “Import/Download,” a new screen will appear. Select the course to which you want to add the ePortfolio Orientation.



- After selecting the appropriate course(s), click on “Import into Course.” This may take a few minutes.
- When you visit your course, you should now see three new pages in your listed “Pages” on Canvas. The ePortfolio Orientation page, as pictured below, is the starting point for this orientation and links to the other two pages. To have students engage in the orientation activities, you’ll want to share the link to this ePortfolio Orientation page—be sure you have published this page first.

		Created	Last Modified	Status	
Grades	Before You Begin, Take This Survey-2	Dec 13, 2019	Dec 13, 2019	✓	⋮
Discussions	ePortfolio Examples from Auburn Students	Aug 26, 2019	Aug 26, 2019 by Amy Cicchino	✓	⋮
People	ePortfolio Examples from Auburn Students-2	Dec 13, 2019	Dec 13, 2019	✓	⋮
Syllabus	ePortfolio Orientation	Dec 13, 2019	Dec 13, 2019	✓	⋮
Outcomes	ePortfolio Student Tour	Aug 2, 2019	Aug 2, 2019 by Amy Cicchino	✓	⋮
Conferences	Homepage	Nov 18, 2019	Nov 18, 2019 by Amy Cicchino	🔍	⋮
Collaborations	Introduction to ePortfolios Video	Aug 2, 2019	Aug 2, 2019 by Amy Cicchino	✓	⋮
	Next Steps, Begin Creating Your ePortfolio	Aug 30, 2019	Aug 30, 2019 by Amy Cicchino	✓	⋮

- Click the ePortfolio Orientation page to access the starting point for the orientation (pictured below). Copy the hyperlink to this page. You can then embed the hyperlink into assignments, emails, announcements, or course calendars.

ePortfolio Orientation



ePortfolio Orientation: An Introduction to ePortfolios

Read Before You Begin

Orientation Activities

Additional Resources